



Tips for protecting your equipment


Slings, lanyards, and energy
absorbers



You too can help prolong the lifetime of your products. To succeed in this challenge, several aspects must be taken into account: product usage (intensity, frequency, conditions etc.), and also the transport, storage, care and maintenance.

Taking care with all of these aspects helps avoid premature wear of the equipment.

Here is a summary of precautions recommended by Petzl for maintaining your equipment.



Basic principles

- In general, take care of your safety gear. Do not leave it lying about anywhere. Do not throw your gear on the ground.
- Read the specific recommendations for each product in the Instructions For Use available on the Petzl Web site.
- See the heading "PPE* Inspection".

* PPE is Personal Protective Equipment, equipment worn or carried by the user. PPE are classified in three categories:

Category 1: minor hazards, light mechanical impacts, solar radiation (e.g. glasses, gloves)

Category 2: serious hazards (e.g. ventilated helmets, crampons)

Category 3: major or deadly hazards (e.g. harnesses, carabiners, ice axes)



Reminder of the lifetime of Petzl equipment.

- The maximum lifetime is up to 10 years from the date of manufacture for plastic and textile products.
- The lifetime is indefinite for metal products.
- Warning: An unusual event may require you to retire a product after only one use. This may involve the type and intensity of use, or the environment in which it is used: aggressive environments, sharp edges, extreme temperatures, chemicals...
- To learn more, see the heading "PPE Inspection".

How can I find out the age of my Petzl PPE?

All of our PPE products are now identified by a serial number. This number may be marked in a number of ways: laser, engraving, label, etc. It allows us to identify our products.

To find out the year of manufacture, refer to this detailed serial number in the following manner:

Example for recent PPE: 09 365 AB 1 234

09 year of manufacture
365 day of manufacture in that year
AB person who inspected the product
1234 individual product number

The oldest harnesses may be marked this way: 99 289 A

99 year of manufacture
289 day of manufacture in that year
A code of the person who inspected the product

Older connectors may be marked this way: 05 06


05 month of manufacture
06 year of manufacture

Transport

- It is preferable to store your equipment in a pack to protect it.
- With a backpack, take care that crampon points or sharp objects don't damage your helmet, ropes, or slings.
- When traveling by truck, train, plane, or boat, the temperatures can be extreme and can degrade the products. For example, never leave your textile equipment or helmets under a window or in the trunk of a car that is exposed to direct sunlight. The temperature can be higher than 80 °C.
- In the trunk of a car, for example, pay attention to your equipment's possible proximity to gas cans, car batteries, or cleaners (risk of leaking). Warning: any contact with chemical products, harsh or corrosive substances (e.g. acids) is prohibited. If you have a doubt, retire your equipment.

Storage

- Store your equipment in a well-ventilated area out of direct sunlight (UV).
- Reserve a specific place for your equipment. Warning: any contact with harsh or corrosive substances (e.g. acids) is prohibited. If you have a doubt, retire your equipment.
- Never store your gear in a damp place where mold can develop (damp closets, bags and waterproof containers with moisture inside). For long-distance travel, beware of moisture in containers during transit, in ports or airports, especially in salty environments.



Repair

Modifications and repair of Petzl products outside of Petzl facilities is prohibited, except for replacing worn parts with replacement parts referenced in Petzl catalogs.

See the list of replacement parts at petzl.com


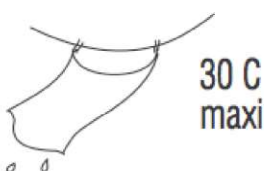
In case of doubt, contact After-sales service (aftersales@petzl.fr)

Washing

Recommendations for washing are indicated for each product family.

Drying

- Remove your gear from packs after each activity, even if cleaning isn't necessary.
- Let all your gear air-dry away from UV sources (ultraviolet rays).
- Avoid proximity to heat sources such as direct sunlight, wood fires, or a radiator.



Maintenance

In general, when used in amateur sports, Petzl products do not require any special maintenance, outside of cleaning, except for metal products (see paragraphs: belay devices, descenders, carabiners, pulleys, ascenders, ice axes, crampons, ice screws).

Slings, lanyards, and energy absorbers

Usage tips

If you want to personalize your slings, lanyards and energy absorbers, know that the chemical components of markers, adhesive tapes, and stickers may be incompatible with nylon. Do not use markers on slings to avoid weakening them. You can write only on the marking tags or apply adhesive tape to the sewn termination covers.

To personalize your energy absorbers, you can write on the protective cover, or put a tag inside of it.



For certain lanyards, certain accessories can easily be replaced. For example the GRILLON lanyard rope, not having the same lifetime as metal products, can be easily replaced.

See the Instructions For Use of each product for more information.

